

TOP II - Indoor

Industrial roof-mounted air conditioners allow the cooling of electrical cabinets even in situations where space is at a premium, such as in cabinet batteries or when escape routes must be left clear for safety reasons.

Effective Condensate Management

The solutions on the models allow optimal condensate management. The return air path ensures that no condensation forms on the roof of the cabinet and, in addition, from model ETE14 (1400W), the units are equipped with a condensate sink, without absorption of electrical power, for the reduction or elimination of condensation. For the models ETE06/09 there is a level switch to control the condensate in the condensate tray of the air conditioner.



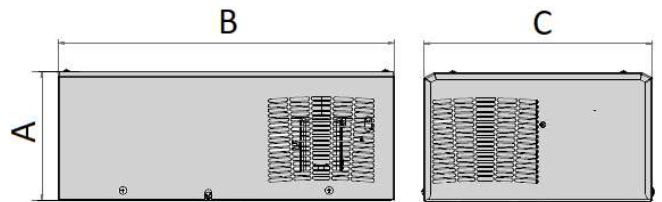
Optimized air flows

Thanks to the high distance between the intake and the supply of internal air, it is possible to avoid short circuits of cold air, without the need to install conveyors and guaranteeing reliable operation. In addition, starting from the ETE14 model, thanks to the management of the room air flow, it is possible to install air conditioners adjacent to each other, optimising installation layouts.

Main Features

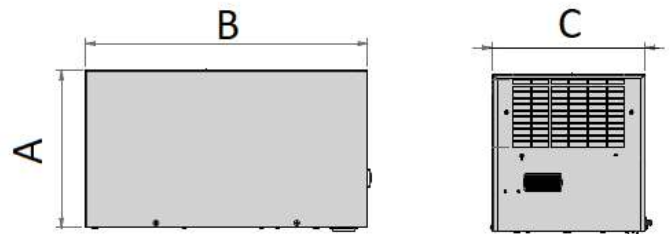
- Cooling Capacity: 330-5200 W
- Condensate dissipator available from ETE14
- Quick connections (except ETE03)
- Digital Thermostat ECB (except ETE03)
- General alarm contacts and remote control as standard (except for ETE03)
- Certifications: CE, UL Recognized, EAC

ETE03



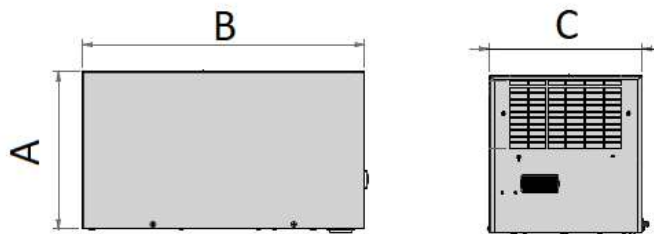
CODE	M.U.	ETE0300220	ETE0300203
UL Recognized		--	--
Rated Voltage	V, ~	230, 1	115, 1
Nominal Frequency	Hz	50/60	60
Cooling Capacity	L35L35 W	330	330
Cooling Capacity	L35L50 W	270	270
Power Consumption	L35L50 W	240	240
Current consumption	CE, L35L35 A	1.4	2.8
	UL, L45L55 A	--	--
Start-up current	A	5	10
Internal operating temp..	min/ max °C	+25 / +45	+25 / +45
External operating temp..	min/ max °C	+20 / +55	+20 / +55
Internal circuit protection degree	CE IP	54	54
	UL Type	--	--
External sound pressure	dB(A)	60	60
Height (A)	mm	180	180
Width (B)	mm	476	476
Depth (C)	mm	324	324
Weigth	kg	17	17

ETE06



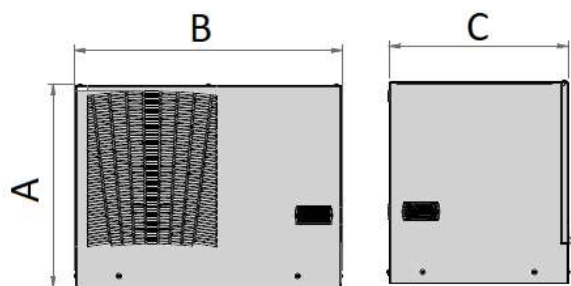
CODE	M.U.	ETE06012207000	ETE06U12207000	ETE06012287000
UL Recognized		--	✓	--
Rated Voltage	V, ~	230, 1	230, 1	400, 2 460, 2
Nominal Frequency	Hz	50/60	50-60	50 60
Cooling Capacity	L35L35 W	600	600	600
Cooling Capacity	L35L50 W	510	510	510
Power Consumption	L35L50 W	411	411	411
Current consumption	CE, L35L35 A	2.2		1.2
	UL, L45L55 A	--	3	--
Start-up current	A	16	16	7.7
Internal operating temp..	min/ max °C	+25 / +45	+25 / +45	+25 / +45
External operating temp..	min/ max °C	+20 / +55	+20 / +55	+20 / +55
Internal circuit protection degree	CE IP	54	54	54
	UL Type	--	--	--
External sound pressure	dB(A)	63	63	63
Height (A)	mm	335	335	335
Width (B)	mm	600	600	600
Depth (C)	mm	325	325	325
Weigth	kg	29.5	29.5	32

ETE09



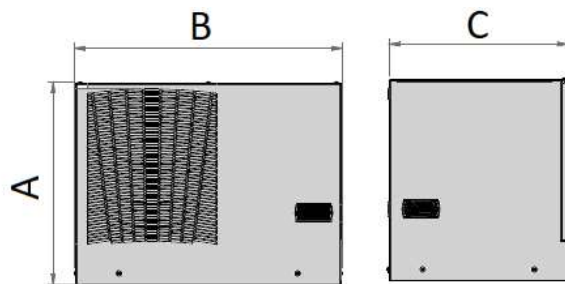
CODE	M.U.	ETE09012207000	ETE09U12207000	ETE09012287000
UL Recognized		--	✓	--
Rated Voltage	V, ~	230, 1	230, 1	400, 2 460, 2
Nominal Frequency	Hz	50/60	50/60	50 60
Cooling Capacity	L35L35 W	900	900	900
Cooling Capacity	L35L50 W	760	760	760
Power Consumption	L35L50 W	630	630	630
Current consumption	CE, L35L35 A	3,2	--	1,8
	UL, L45L55 A	--	4	--
Start-up current	A	15	15--	31
Internal operating temp..	min/ max °C	+25 / +45	+25 / +45	+25 / +45
External operating temp.	min/ max °C	+20 / +55	+20 / +55	+20 / +55
Internal circuit protection degree	CE IP	54	54	54
	UL Type	--	--	--
External sound pressure	dB(A)	67	67	67
Height (A)	mm	335	335	335
Width (B)	mm	600	600	600
Depth (C)	mm	325	325	325
Weigth	kg	31,5	31,5	33

ETE14



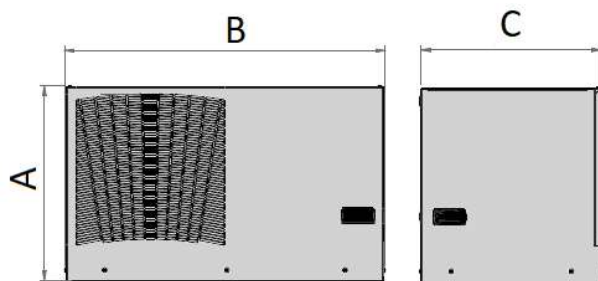
CODE	M.U.	ETE14002207000	ETE14U02207000	ETE14002287000
UL Recognized		--	✓	--
Rated Voltage	V, ~	230, 1	230, 1	400, 2 460, 2
Nominal Frequency	Hz	50/60	50/60	50 60
Cooling Capacity	L35L35 W	1400	1400	1400
Cooling Capacity	L35L50 W	1170	1170	1170
Power Consumption	L35L50 W	950	950	950
Current consumption	CE, L35L35 A	5,2	--	2,8
	UL, L45L55 A	--	5,5	--
Start-up current	A	17	17	31
Internal operating temp..	min/ max °C	+25 / +45	+25 / +45	+25 / +45
External operating temp.	min/ max °C	+20 / +55	+20 / +55	+20 / +55
Internal circuit protection degree	CE IP	54	54	54
	UL Type	--	--	--
External sound pressure	dB(A)	58	58	58
Height (A)	mm	450	450	450
Width (B)	mm	600	600	600
Depth (C)	mm	400	400	400
Weigth	kg	48	48	53

ETE20



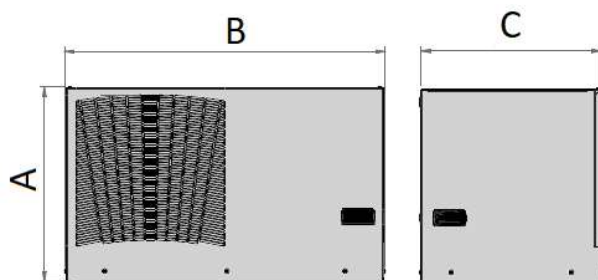
CODE	M.U.	ETE20002207000	ETE20U02207000	ETE20002287000
UL Recognized		--	✓	--
Rated Voltage	V, ~	230, 1	230, 1	400, 2 460, 2
Nominal Frequency	Hz	50/60	50/60	50 60
Cooling Capacity	L35L35 W	2000	2000	2000
Cooling Capacity	L35L50 W	1700	1700	1700
Power Consumption	L35L50 W	1200	1200	1200
Current consumption	CE, L35L35 A	5.7	--	3.3
	UL, L45L55 A	--	7	--
Start-up current	A	22	22	31
Internal operating temp..	min/ max °C	+25 / +45	+25 / +45	+25 / +45
External operating temp.	min/ max °C	+20 / +55	+20 / +55	+20 / +55
Internal circuit protection degree	CE IP	54	54	54
	UL Type	--	--	--
External sound pressure	dB(A)	62	62	62
Height (A)	mm	450	450	450
Width (B)	mm	600	600	600
Depth (C)	mm	400	400	400
Weigth	kg	51.5	51.5	58.5

ETE28




CODE	M.U.	ETE28002207000	ETE28U02207000	ETE28002617000
UL Recognized		--	✓	--
Rated Voltage	V, ~	230, 1	230, 1	400, 3 460, 3
Nominal Frequency	Hz	50/60	50/60	50 60
Cooling Capacity	L35L35 W	2700	2700	2700
Cooling Capacity	L35L50 W	2300	2300	2300
Power Consumption	L35L50 W	1580	1660	1580
Current consumption	CE, L35L35 A	7	--	2.3
	UL, L45L55 A	--	9.5	--
Start-up current	A	38	38	16
Internal operating temp..	min/ max °C	+25 / +45	+25 / +45	+25 / +45
External operating temp.	min/ max °C	+20 / +55	+20 / +55	+20 / +55
Internal circuit protection degree	CE IP	54	54	54
	UL Type	--	--	--
External sound pressure	dB(A)	77	77	77
Height (A)	mm	480	480	480
Width (B)	mm	800	800	800
Depth (C)	mm	450	450	450
Weigth	kg	74.5	74.5	76.5

ETE41



CODE	M.U.	ETE41002207000	ETE41U02207000	ETE41002617000	ETE41U02627200
UL Recognized		--	✓	--	✓
Rated Voltage	V, ~	230, 1	230, 1	400, 3	460, 3
Nominal Frequency	Hz	50/60	50/60	50	60
Cooling Capacity	L35L35 W	3800	3800	3800	3800
Cooling Capacity	L35L50 W	2700	2700	2700	2700
Power Consumption	L35L50 W	2000	2050	2000	1920
Current consumption	CE, L35L35 A	9	--	2.9	--
	UL, L45L55 A	--	9	--	3.5
Start-up current	A	38	--	17	--
Internal operating temp..	min/max °C	+25 / +45	+25 / +45	+25 / +45	+25 / +45
External operating temp.	min/max °C	+20 / +55	+20 / +55	+20 / +55	+20 / +55
Internal circuit protection degree	CE IP	54	54	54	54
	UL Type	--	--	--	--
External sound pressure	dB(A)	77	77	77	77
Height (A)	mm	480	480	480	480
Width (B)	mm	800	800	800	800
Depth (C)	mm	450	450	450	450
Weighth	kg	76.5	76.5	79.5	76.5

ETE60



CODE	M.U.	ETE60002617000
UL Recognized		--
Rated Voltage	V, ~	400, 3
Nominal Frequency	Hz	50
Cooling Capacity	L35L35 W	5200
Cooling Capacity	L35L50 W	4100
Power Consumption	L35L50 W	2540
Current consumption	CE, L35L35 A	4.6
	UL, L45L55 A	--
Start-up current	A	25
Internal operating temp..	min/max °C	+25 / +45
External operating temp.	min/max °C	+20 / +55
Internal circuit protection degree	CE IP	54
	UL Type	--
External sound pressure	dB(A)	77
Height (A)	mm	550
Width (B)	mm	800
Depth (C)	mm	600
Weighth	kg	94

Optional Top II ETE

CODE	Special Colour	Stainless Steel AISI304 housing
ETE03	OCAHNS02	OCAHI06
ETE06	OCAHNS03	OCAHI06
ETE09	OCAHNS03	OCAHI06
ETE14	OCAHNS03	OCAHI06
ETE20	OCAHNS03	OCAHI06
ETE28	OCAHNS01	OCAHI28
ETE41	OCAHNS01	OCAHI28
ETE60	OCAHNS01	OCAHI60

Accessories Top II ETE

CODE	Filter
ETE03	--
ETE06	ACAFILT06T
ETE09	ACAFILT06T
ETE14	ACAFILT14T
ETE20	ACAFILT14T
ETE28	ACAFILT28T
ETE41	ACAFILT28T
ETE60	ACAFILT60T