

Swan Neck Conveyors

N-CPTR Conveyor with Directional Change



The Swan Neck Conveyors from MB Conveyors, are ideal for moving parts away from a machine, or to form bridges to allow transport over or under warehouse obstructions.

A range of standard sizes are available, but custom dimensions can also be available to order.

Fixed standard conveyor speed 4.5m/min.

Standard motor supply voltage 400 volts/50Hz.

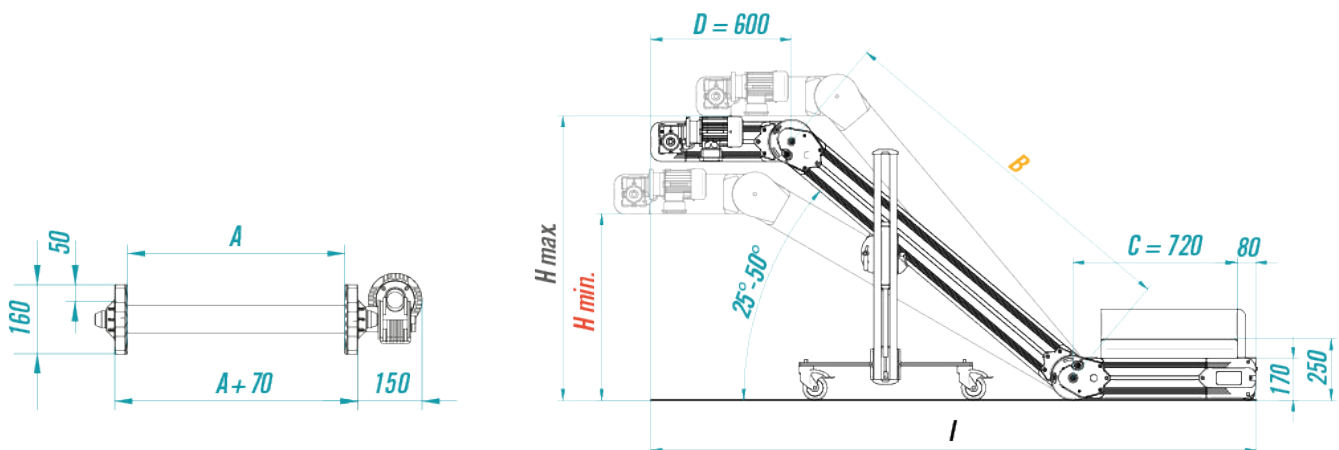


Main characteristics:

- Anodized ALU profile structure (thickness 15 Microns) Alloy 6060 with h 50 mm built-in non-removable side panels
- Standard configuration with central base complete with gas pistons and padlockable switch/motor protector + cable and plug
- Standard cut-proof, oil-proof belt with smooth green Polyurethane covering (ref. Pantone 320) and h 30 mm heat-welded slats at 400 mm pitch; vulcanized belt joint.
- Belt details:
 - Hardness of PU cover: 92 Shore
 - Contact temperature: -10 +110°C
 - Operating temperature: -10 +90°C
- NOTE : Dim. Max B+C+D = 6000 mm

Drive Unit:

- Power: 0,12 kW
- Speed: 4.5 m/min fixed
- Voltage: 400 V / 50 Hz
- Std installation: on left-hand side with fixed drive and shaft-mounted flange
- Worm reduction gear with life-long lubrication



	A	B	H min (25°)	H max (50°)	I (40°)
<i>N-CPTR.0</i>	140 mm	1500 mm	600 mm	1100 mm	2500 mm
<i>N-CPTR.1</i>	240 mm	1500 mm	600 mm	1100 mm	2500 mm
<i>N-CPTR.2</i>	340 mm	1800 mm	700 mm	1350 mm	2750 mm
<i>N-CPTR.3</i>	440 mm	2000 mm	800 mm	1500 mm	2900 mm
<i>N-CPTR.4</i>	540 mm	2000 mm	800 mm	1500 mm	2900 mm

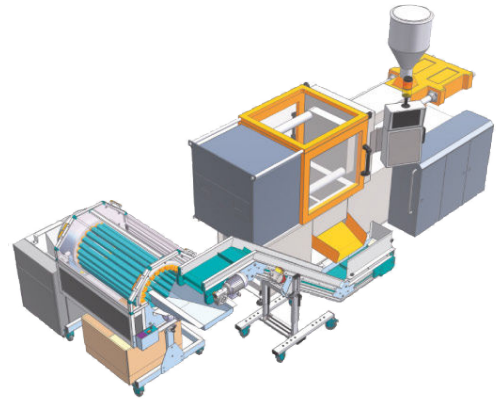
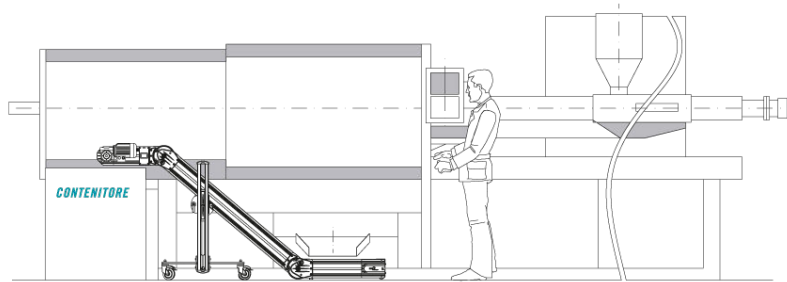
Swan Neck Conveyors

N-CPTR Conveyor with directional change

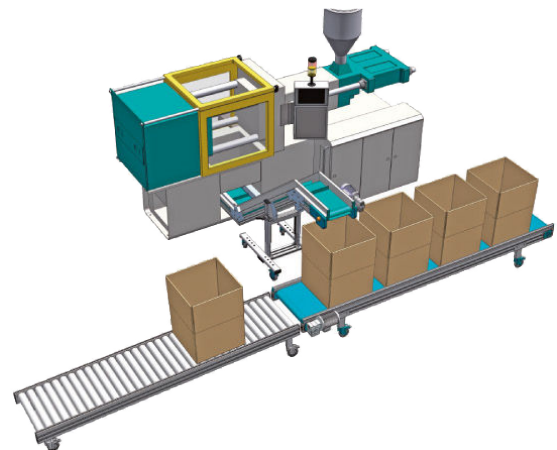
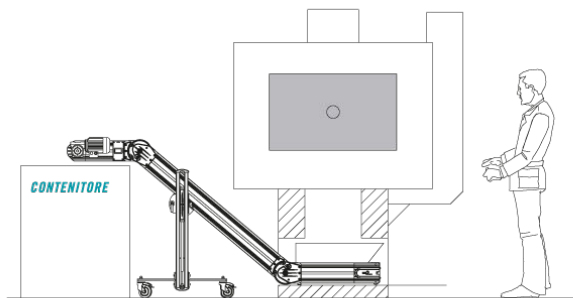


Examples of positioning beside the Injection Moulding Machine


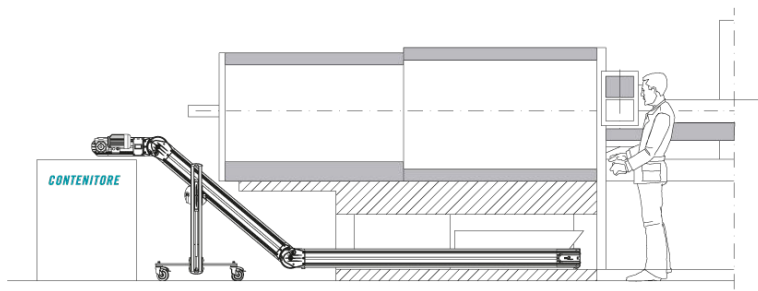
Standard Lateral Position



Positioning at right angles under press



Longitudinal positioning under press



Swan Neck Conveyors

N-CPTR Conveyor with directional change



N-CPTR Conveyor in Easy Line Version

- Compared to the standard line, the Easy Line version has simple but functionally designed supporting legs that still allow the angle of the sloping section and the height of the conveyor to be adjusted with the same parameters as the standard solutions, where gas pumps are included.




N-CPTR Conveyor

- Image shows installation in a longitudinal position inside the press.
- The polycarbonate guards protect the production as it is conveyed, while the hopper contains and channels the product as it drops from the mould into the conveyor.

N-CPTR outlet chute with guard

- Outlet chute installed on a conveyor with polycarbonate dust guard.
- Not only does the chute guard protect the product as it is conveyed, but also in the section where it leaves the conveyor.



N-CPTR

- Conveyor with belts with central partitions formed by the Spondaflex.
- This is a good solution when BI-injection presses are used, since it allows the products from two different moulds to remain separate. These presses are usually used to make the same product but with right-hand and left-hand characteristics.
- Mod. N-CPTR conveyors can be fitted with 30mm maximum height "Bande Board".